

# Investor Factsheet



## Stock data as of March 22, 2019

Share price (PLN)	103.50
52-week range (PLN)	82.56 – 109.30
Market cap (PLN mn)	20,700
Shares outstanding (mn)	200
Free float (%)	58.13

## KGHM's global assets



### Poland

- Polkowice-Sieroszowice (Cu, Ag)
- Lubin (Cu, Ag)
- Rudna (Cu, Ag)
- Głogów I, Głogów II (copper smelter)
- Legnica (copper smelter)
- Cedynia (wire rod plant)

### Canada

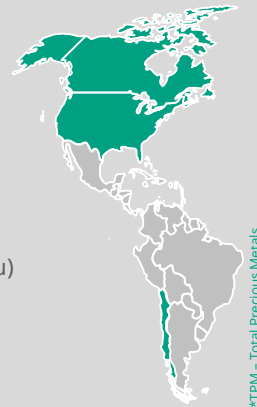
- Morrison (Cu, Ni, TPM\*)

### USA

- Robinson (Cu, Au, Mo)
- Carlota (Cu)

### Chile

- Sierra Gorda (Cu, Mo, Au)
- Franke (Cu)



\*TPM – Total Precious Metals, comprising gold, platinum and palladium

Number of employees

34,000+

Number of mines / smelters

8 / 3



## GLOBAL LEADER

For more than half a century, a leader in the copper mining and metallurgical industry. For two decades, a publicly listed company

# 22.7

million tonnes

World resources of copper ore controlled by KGHM

## STRATEGY FOR THE YEARS 2019-2023

In 2018 the analysis of global megatrends was carried out and the Strategy of KGHM Group's was updated

## STRATEGIC PRIORITIES

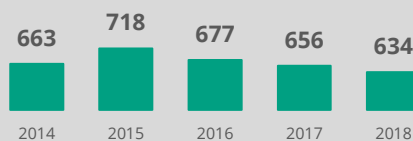
- Higher production** – Higher ore processing by Sierra Gorda (130 kt Cu), continued high level in Poland (450 kt Cu)
- Energy independence** – 50% of consumption provided by internal generating resources in the following decade
- International assets 2.0** – Review, integration, financial efficiency
- Long-term financial strategy** – Effective use of long-term instruments, an additional 20% efficiency thanks to back-office digitalisation
- Ecosystem innovation for KGHM** – Higher spending on R&D – over PLN 200 million (min. 1% of annual revenues)
- Technologies of the future** – KGHM 4.0: Internet of Things, automation and digitalization
- New quality safety and development** – The Strategy emphasises an ambitious plan for the Management Board and employees, prioritises sustainable development

	2014	2015	2016	2017	2018
Sales revenue (PLN mn)	20,492	20,008	19,156	20,358	20,526
Adjusted EBITDA (PLN mn)	4,890	4,710	4,666	5,753	4,971
Net income / (loss) (PLN mn)	2,451	(5,009)	(4,449)	1,525	1,658
Total assets (PLN mn)	40,374	36,764	33,442	34,122	37,237
Non-current assets (PLN mn)	33,569	30,448	27,202	26,515	29,375
Equity (PLN mn)	25,530	20,414	15,911	17,785	19,225
Liabilities and provisions (PLN mn)	14,844	16,350	17,531	16,337	18,012
Dividend per share (PLN) <small>KGHM Polska Miedz S.A. only</small>	4.0	1.5	1.0	-	TBA
Debt ratio (%)	36.8	44.5	52.4	47.9	48.4
Capital expenditures (PLN mn)	3,434	3,939	3,251	2,796	2,875
C1 cost (USD/lb)	1.89	1.59	1.41	1.59	1.81

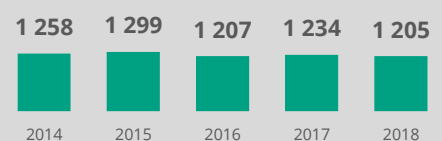
**6<sup>th</sup>** largest global copper producer in 2017

**3<sup>rd</sup>** largest global silver producer in 2017 & 2018

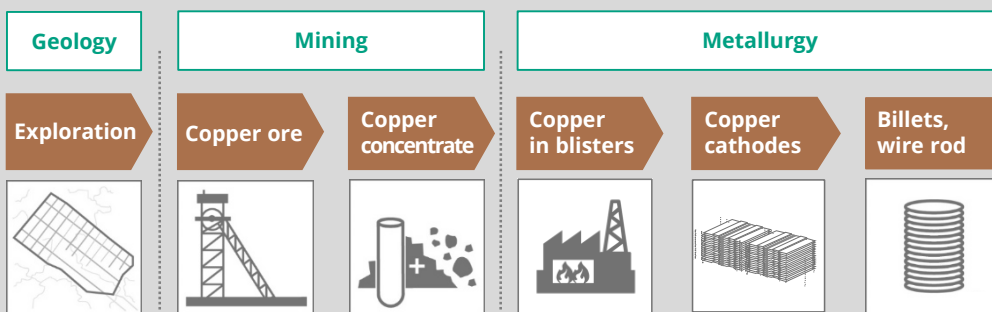
Payable copper production (kt) in the Group 2014-2018



Payable silver production (t) in the Group 2014-2018



## Diagram of integrated geological, mining, and metallurgical activities in KGHM



## Investor contact

ir@kghm.com  
+48 76 74 78 280 | +48 887 877 131  
kghm.com/pl/investors

Download  
KGHM IR  
mobile app  
for free

